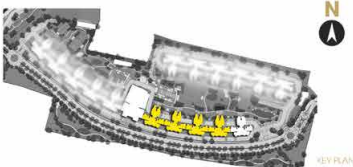
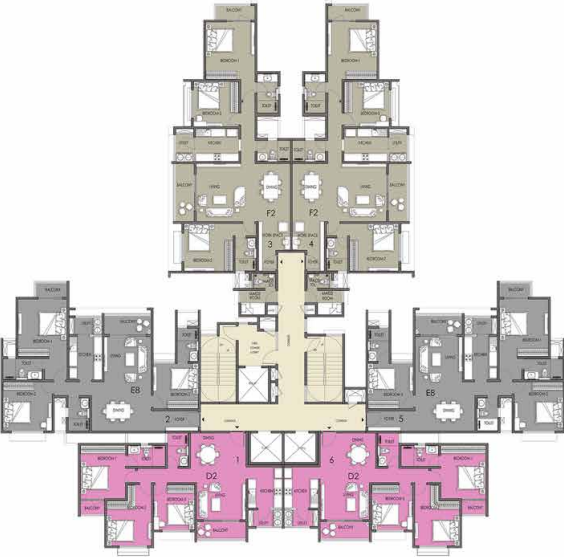


TYPICAL FLOOR PLAN

BUILDING - 5 TOWER - 06 TO 09  
2nd-18th Floor, & 20th-27th Floor & 29th-30th Floor

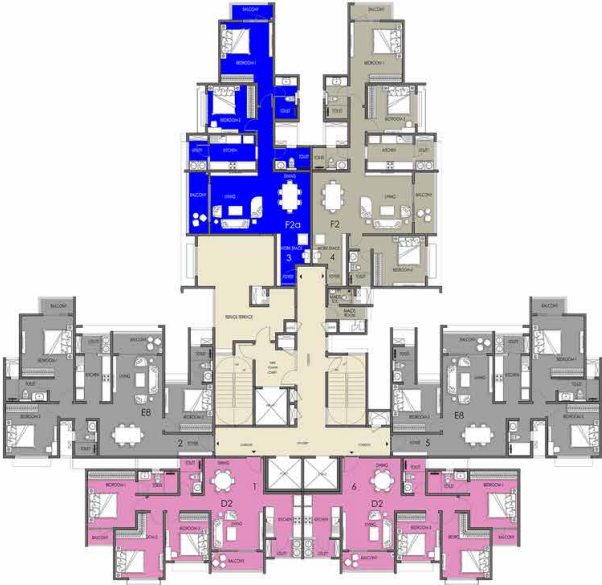


BUILDING-05 - TOWER 6-T9				
COLOR	TYPE	UNIT NOS	NO OF BED	AREA/ SQ.FT
	D2	1	3BED (Classic)	1387.00
	E8	2	3BED (Premier)	1665.00
	F2	3	3BED (Ultima)	1865.00
	F2	4	3BED (Ultima)	1865.00
	E8	5	3BED (Premier)	1665.00
	D2	6	3BED (Classic)	1387.00



TYPICAL FLOOR PLAN

BUILDING - 5 TOWER - 06 TO 09  
19th & 28th- Floor (Refuge Floor Plan)



BUILDING-05 - TOWER 6-T9				
COLOR	TYPE	UNIT NOS	NO OF BED	AREA/ SQ.FT
	D2	1	3BED (Classic)	1387.00
	E8	2	3BED (Premier)	1665.00
	F2a	3	2 Bed Odd	1489.00
	F2	4	3BED (Ultima)	1865.00
	E8	5	3BED (Premier)	1665.00
	D2	6	3BED (Classic)	1387.00

